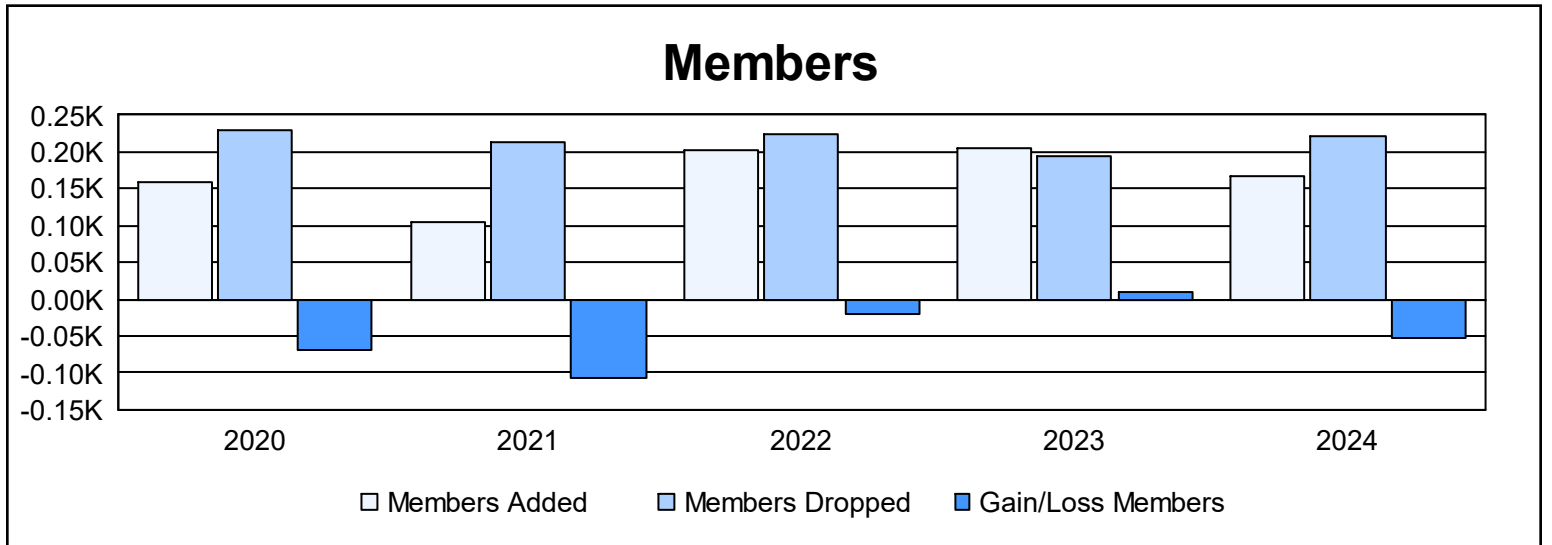
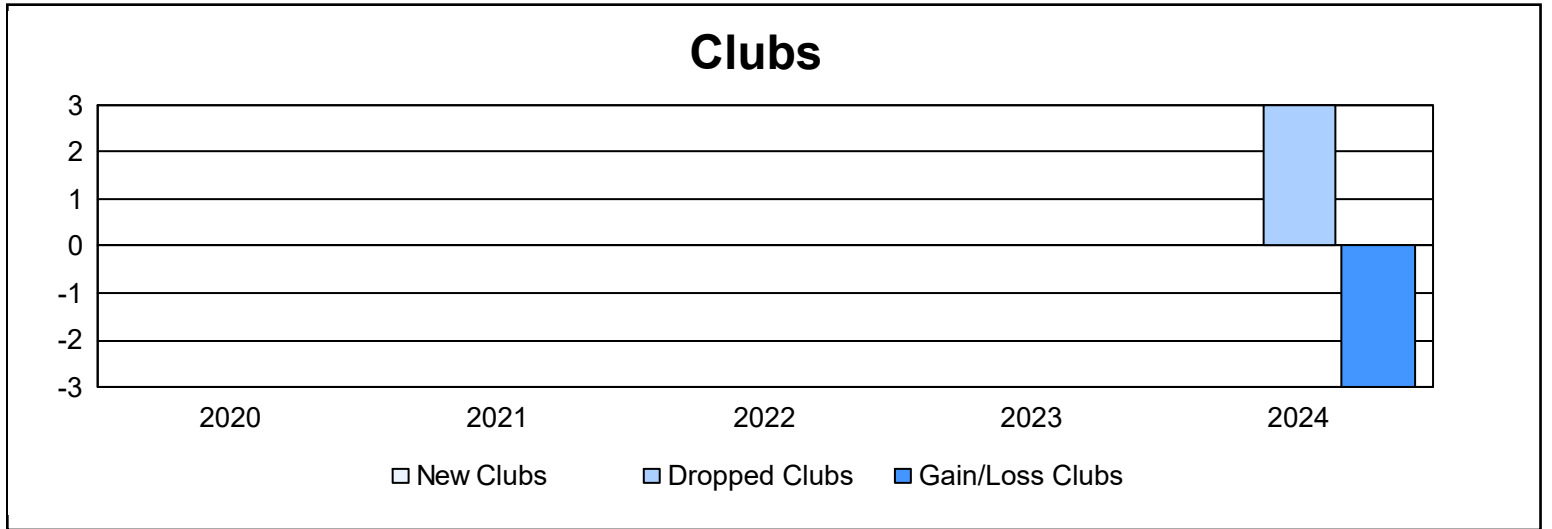
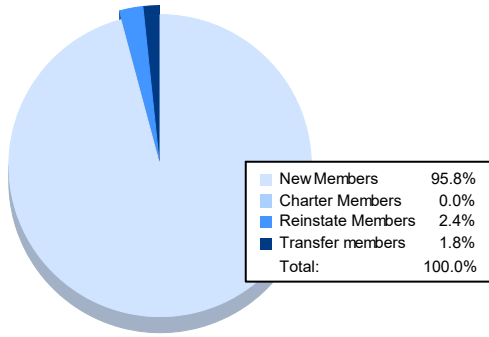


Year	New Clubs	Dropped Clubs	Gain/ Loss Clubs	New Members	Charter Members	Reinstate Members	Transfer Members	Total Member Added	Total Members Dropped	Gain/ Loss Members
2019-2020	0	0	0	136	1	12	11	160	230	-70
2020-2021	0	0	0	90	0	10	6	106	214	-108
2021-2022	0	0	0	143	1	37	22	203	224	-21
2022-2023	0	0	0	177	0	20	7	204	195	9
2023-2024	0	3	-3	161	0	4	3	168	222	-54
<b>Average</b>	<b>0</b>	<b>1</b>	<b>-1</b>	<b>141</b>	<b>0</b>	<b>17</b>	<b>10</b>	<b>168</b>	<b>217</b>	<b>-49</b>



### Membership Composition June 2024 Cumulative



### Gender Composition June 2024 Cumulative

